

Happy 50<sup>th</sup> Anniversary

# Encyclopedia Brown

The Penguin Young Readers Group is excited to celebrate the 50<sup>th</sup> Anniversary of the Encyclopedia Brown series with you! Since the amateur sleuth Leroy "Encyclopedia" Brown cracked his first case in 1963, the series has become a staple and favorite in classrooms and children's libraries across the country. We hope that as you celebrate 50 years of adventure with us, you will use these activities as a way to engage your students in a day filled with fun and mystery!

## SCAVENGER HUNT

Let your kids be the detective! Use these steps to help organize a scavenger hunt around your library.

- Choose the type of scavenger hunt you will be hosting: *a timed point system where objects have different point values or the first to finish.*
- Divide your students into teams.
- Print out a list of items for each team. Include rules, such as *no cheating* and *considerate of other teams.*
- Set a timer, if needed, and release the teams to play the game.

## SUGGESTED SEARCH ITEMS

A specific magazine, a book starting with the letter B, a map of the United States, a book about plants, an Encyclopedia Brown book that was written prior to 1980, etc.

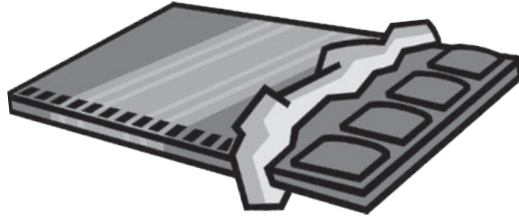


## WHAT WOULD A QUARTER BUY IN 1963?


The cost of cracking a case in 1963 cost just 25¢! Help your students discover the value of a quarter when Encyclopedia Brown was first published. Place these objects on a table and have students guess how much each cost in the 1960s.



1.) Bottle of Ketchup



2.) 5 Chocolate bars



3.) Cake Mix




4.) Six Pack of Soda



5.) Tube of Toothpaste



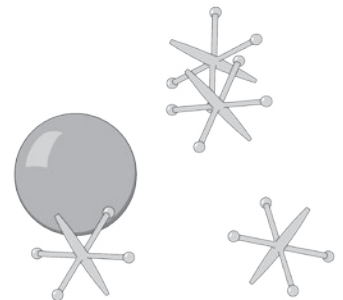
6.) Can of Shaving Cream



7.) Hot dog at Baseball Game



8.) Sunday Newspaper



9.) Game of Jacks

1.) 25¢; 2.) 5¢ each; 3.) 25¢; 4.) 59¢; 5.) 55¢; 6.) 59¢; 7.) 30¢; 8.) 30¢; 9.) 40¢;



## DETECTIVE NAME GENERATOR

The first step to becoming an expert sleuth? A detective name, of course!

Have your students create their own detective name by combining their favorite color, animal, and last name.

Then let them fill out their official ID card using the template below.


(favorite color)

(animal)

(last name)

**DETECTIVE**

No case too small  
25¢ per day • plus expenses




(favorite color)

(animal)

(last name)

**DETECTIVE**

No case too small  
25¢ per day • plus expenses




(favorite color)

(animal)

(last name)

**DETECTIVE**

No case too small  
25¢ per day • plus expenses




(favorite color)

(animal)

(last name)

**DETECTIVE**

No case too small  
25¢ per day • plus expenses




(favorite color)

(animal)

(last name)

**DETECTIVE**

No case too small  
25¢ per day • plus expenses




(favorite color)

(animal)

(last name)

**DETECTIVE**

No case too small  
25¢ per day • plus expenses




(favorite color)

(animal)

(last name)

**DETECTIVE**

No case too small  
25¢ per day • plus expenses




(favorite color)

(animal)

(last name)

**DETECTIVE**

No case too small  
25¢ per day • plus expenses







## MEMORY GAME

Do you have a memory like Encyclopedia Brown? Cut out the cards along the dotted lines and place them so that the images are facing the ground. Try to find pairs by flipping the cards over one at a time.

