




PENGUIN READ-ALOUD EDUCATOR GUIDE

CREATING LISTENERS • BOOK LOVERS • LIFELONG READERS



Dear Educator and/or Book Lover,

Welcome to the Penguin Young Readers Group Read Aloud Educator Guide. In this brochure you will find tips on creating engaging read alouds and specific suggestions on utilizing the books within this collection.

While sharing books aloud, we are modeling the reading process and motivating young readers toward the independent act of reading. The value comes not only from demonstrating the joy of reading, but also in promoting the essential early literacy skills children will need to become strong readers. Read alouds encourage decoding skills, fluency, vocabulary development, and reading comprehension. Through interactive read alouds, we provide opportunities for young readers to explore this complex reading process—guided by our proficiencies and our passion.

We hope you and your young readers enjoy the book collection that we have bundled together, and that this brochure helps you to find a variety of ways to support learning through reading aloud these rich and rhythmic texts.

— Your friends from Penguin Young Readers Group School & Library





Steps for an Engaging Read Aloud

1) When selecting your read aloud, know your audience.

- Choose a book with a fresh story, lyrical language and illustrations that support the text.
- Evaluate the average age, attention span, and size of the audience — let these factors shape your decision.
- The topic or theme should be relatable and engaging to your audience.
- What does your audience enjoy? Popular features include repetitive text, rhyming words, and playful pictures.
- Does it fit with your classroom unit, or is it just for fun?

2) Prior to reading aloud, practice, practice, practice.

- Familiarize yourself with the story's elements (setting, characters, problem, and solution).
- Know where to pause to draw attention to points in the story, as well as which words or phrases you are going to read together. This skill models reading for comprehension.
- Think about planning a performance with voices and gestures. Which characters' voices will speak to the audience?
- Pre-read for new vocabulary words, and plan how you can define the word within the story's context. Can the definition come from the other words around the new word? Or perhaps the pictures should cue the reader? Do you want to preview any words with the children before reading?

3) Enacting the Read Aloud

- Share the title and the names of the author and illustrator. Explore the cover together. Ask the children what they see and what they think the story might be about.
- Preview the story with a picture walk. Turn the pages and show the illustrations to engage the children.



- Use a strong voice, establish an appropriate pace, and utilize eye contact throughout the story.
- Emphasize the pictures. Rotate the book slowly for all to see. Move the book to accent the story as the wind blows or in the direction that a train travels. Illustrations add clarity, connecting the listeners to the words and deepening their understanding of the stories.
- Don't just read; perform. Act out characters' voices: They can be high, low, deep, strong, or soft. Distinguish new characters, building familiar and favorite ones. Perform with facial expressions that support listeners' experience of the words; you can display things like a surprise or a pout if the story suggests. Use hand gestures to point to pictures and demonstrate the meaning of certain words.

4) Measuring your Read-Aloud

- After reading the book, do the children seem interested in the characters?
- Ask the children what they learned – did it help them learn new words, understand new experiences, or form new opinions?
- Did they find the story or its characters relatable to their own lives?
- Were they captivated through the entire story, or did they lose interest? If so, how far into the story?
- Remember: reading aloud is similar to a performance — your audience will react differently each time, and you will become more comfortable with practice!


Turn and Talk

Have children stop and talk about the book, engaging them in “turn and talks.” They should stop, think, and share their ideas with a person seated near them.





Using the Read-Aloud Choices in This Collection




Llama Llama, Time to Share

by Anna Dewdney

A social visit from Nelly Gnu and her mom challenges Llama Llama's understanding of playing together and sharing toys, especially one dear stuffed llama.

- Highlights facial expressions to support the exploration of characters' feelings
- Makes connections to children's own playtime experiences
- Creates a dialogue after the read-aloud experience



Have Fun, Molly Lou Melon

by Patty Lovell, Illustrated by David Catrow

Sweet Molly Lou Melon, listening to the words of her grandmother, sings out about her differences and embraces the world that greets her, even in a new school.

- Offers descriptive text
- Introduces new vocabulary words




Too Tall Houses

by Gianna Marino

Rabbit and Owl live side by side but experience a feud that endangers their homes and their friendship. True friends support each other, even after a lengthy argument.

- Explores the social and emotional aspects of friendship
- Encourages independent reading
- Provides fodder for conversation about fact and fiction in books



The Gruffalo

by Julia Donaldson


A small mouse journeys through the woods and avoids being eaten by inventing a fearsome friend, a gruffalo. When he encounters the gruffalo, the mouse remains brave and full of smarts!

- Invites listeners to read along with gentle rhyming text
- Plays with patterned text, perfect for retelling and dramatic reenactments
- Promotes making inferences: What is the mouse doing and why?

Common Core Standards for Literature Grades K-1 Addressed:

Reading Standards: Foundational Skills: Print Concept: 1a-d

Speaking and Listening: Comprehension and Collaboration: 1a-b; 2; 3



If I Built a House

by Chris Van Dusen

Patterned, rich, rhyming text follows one young inventor's vision of his dream house as he proudly gives his mother a grand tour.

- Supports vocabulary development and imaginative exploration
- Rollicking rhymes invite audience participation
- Connects to children's understanding of their environment and the homes they've been in



Skippyjon Jones: Cirque de Olé

by Judy Schachner

Skippy The Siamese cat is always imagining himself as a Chihuahua on a heroic adventure. This time he's a strong man in a circus!

- Explores wordplay with characters speaking in rhyme
- Encourages audience participation
- Develops inferences and predictions about character: What will Skippito get into next?



The Three Ninja Pigs

by Corey Rosen Schwartz, Illustrated by Dan Santat

The familiar tale of the three little pigs gets a whole new setting: Two brothers and a sister study Asian martial art forms in case of a wolf attack.

- Uses classic story construction: characters, setting, problem, solution
- Sets up retelling as a means of gauging comprehension
- Fractures a fairy tale and invites listeners to create such fractures in their own favorite tales
- Engages listeners with patterned rhymes that can encourage read-along participation
- Explores Japanese language usage with a glossary of terms and meanings



The Amazing Hamweenie

by Patty Bowman

Through detailed, imaginative illustrations, the story of one pet cat's life is told.

Although the text says the cat is not happy with his confined existence, the pictures tell another tale.

- Pulls readers to detailed illustrations.
- Introduces irony: What does it mean when the words say one thing and the pictures say another?
- Invites discussion around characterization: What do we know about the cat and his owner, the young girl?
- Invites connections to tales of children's own pets or make-believe pets

Common Core Standards for Literature Grades K-1 Addressed:

Reading Standards: Foundational Skills: Print Concept: 1a-d


Speaking and Listening: Comprehension and Collaboration: 1a-b; 2; 3

PENGUIN READ-ALoud EDUCATOR GUIDE

CREATING LISTENERS • BOOK LOVERS • LIFELONG READERS



Extension Activities for your read aloud:



Organize a show-and-tell day in your class, and invite children to bring some of their favorite toys, games, or books from home.

978-0-670-01233-6
\$17.99 (\$19.00 CAN)




Have a power-down-day! Ask children to turn down all electronics for a whole day, and explore their natural surroundings. Then ask them what they learned.

978-0-399-25406-2
\$16.99 (\$18.00 CAN)




Lead a discussion about resolving conflicts with your students. Give examples for children to relate to the story from friends, classmates, or siblings.

978-0-670-01314-2
\$16.99 (\$18.00 CAN)



Organize a bravery bonanza! Ask students to do something every day that is new and different, and reward them with stickers and other fun prizes!

HC: 978-0-8037-3109-7
\$16.99 (NCR)
PB: 978-0-14-240387-7
\$6.99 (NCR)
BB: 978-0-8037-3047-2
\$6.99 (NCR)



Have students construct houses with blocks, clay, or another fun building material.

978-0-8037-3751-8
\$16.99 (\$18.00 CAN)



Host a circus in your classroom! Assign roles to each student and make sure everyone works together to put on a good show.

978-0-8037-3782-2
\$17.99 (\$19.00 CAN)



Put on a play of the classic three little pigs story... how can your class interpret the tale differently? Think outside the box!

978-0-399-25514-4
\$16.99 (\$18.00 CAN)



Talk about the role of narrators in a story and have students tell stories with reliable and unreliable narrators... have a lot of fun with it!

978-0-399-25688-2
\$16.99 (\$18.00 CAN)

Penguin Young Readers Group Read Aloud Educator Guide:

CREATING LISTENERS, BOOK LOVERS, LIFELONG READERS.

READ-ALOUD Suggestions



This educator guide was written by Mollie Welsh Kruger, Ed. D, Bank Street College of Education, Faculty: Literacy and Reading

Penguin Young Readers Group
Penguin.com/teachersandlibrarians




@ThePenguinPeeps

Dial Books for Young Readers • G.P. Putnam's Sons • Philomel Books
 Viking Children's Books • Divisions of Penguin Young Readers Group
www.penguin.com/youngreaders



978-3-00-2006492



PENGUIN READ-ALOUD EDUCATOR GUIDE

CREATING LISTENERS • BOOK LOVERS • LIFELONG READERS

