



Welcome to the Scrumdiddlyumptious world of Roald Dahl



Celebrate
Roald Dahl Month
this September!



Puffin Books • A division of Penguin Young Readers Group



@PenguinClass



Penguin Classroom

www.roadddahl.com

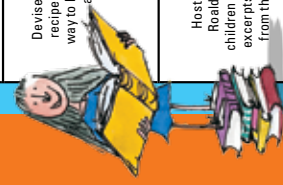
Illustrations © Quentin Blake
978-0-14-241622-8 (bundles of 10)

Celebrate Roald Dahl Month in September

and make every day Roald Dahl Day!



SUNDAY	MONDAY	TUESDAY	WEDNESDAY	THURSDAY	FRIDAY	SATURDAY
<p>Give everyone a great big smile today... Don't be like <i>The Twits</i>, whose ugly thoughts grew upon them year by year.</p> <p>2</p>	<p>Have a laborious day—just kidding, we're swizzfiggling you!</p> <p>LABOR DAY</p> <p>3</p>	<p>Channel your inner Matilda and read a wonderful book today. Designate a special table in your classroom library for "Matilda's Favorite Books."</p> <p>4</p>	<p>Have your class decorate "golden tickets" invitations to send to guests in advance of your Roald Dahl Month celebration.</p> <p>5</p>	<p>Read <i>Danny, Champion of the World</i> with your class. Ask them to write an imaginative, adventurous story of how they would become champions of the world!</p> <p>6</p>	<p>Don't be a Twit—join the Roald Dahl Club on Roalddahl.com!</p> <p>7</p>	<p>Puree together 6 fresh peaches (skinned and pitted), half a mango, and juice of one lemon—then add in ice cubes for <i>James and the Giant Peach</i> Juice!</p> <p>1</p>
<p>Devise your own revolting recipes—s splendidous way to learn measurements and numbers!</p> <p>9</p>	<p>Make copies of the Roald Dahl bookmarks from the back of this poster, and have students decorate them. Now they can mark their place in the whimsical world of Roald Dahl.</p> <p>10</p>	<p>In honor of Roald Dahl's birthday, host a Roald Dahl Month party one day of the week.</p> <p>11</p>	<p>If the power of <i>The Magic Finger</i> could help you swap places with anyone in the world, who would you want to be?</p> <p>12</p>	<p>Today is Roald Dahl's birthday—avoid the Chokey and celebrate with a tummy-ticking slice of cake!</p> <p>13</p>	<p>Take a trip to the library, one of Matilda's favorite places—and read a scrumptious new book!</p> <p>14</p>	<p>Have a fantastic day... read <i>The Fantastic Mr. Fox</i> and then watch the movie!</p> <p>15</p>
<p>Host a read-aloud of Roald Dahl books. Let children share their favorite excerpts and silliest words from the books.</p> <p>16</p>	<p>Do something splendidous to commemorate the end of Roald Dahl Month!</p> <p>23</p>	<p>Wear something yellow today, because yellow was Roald Dahl's favorite color!</p> <p>25</p>	<p>Partner with another class for the day. Be reading buddies or perform a Reader's Theater by using some of the Roald Dahl plays!</p> <p>19</p>	<p>Creativity is the most <i>marvellous medicine</i> to cure boredom on a rainy day. Use the downloadable activity sheets on roalddahl.com and have some fun!</p> <p>20</p>	<p>Put together the most <i>glorriumphous</i> mismatched outfit you can find, and wear it to school today.</p> <p>21</p>	<p>Stand on your head for as long as you can bear it, like a Muggle-Wump. Feel lucky you don't live with the Twits!</p> <p>22</p>
<p>30</p>	<p>24</p>	<p>25</p>	<p>26</p>	<p>27</p>	<p>28</p>	<p>29</p>



Welcome to the Scrumdiddlyumptious world of Roald Dahl!

A masterful storyteller, Roald Dahl has kept children of all ages entertained with reading since the 1960s. Bring his scrumdiddlyumptious world to your classroom with the lesson plan ideas contained in this booklet. We suggest celebrating a Roald Dahl Day during his birthday month of September, but these suggestions are designed to be used all through the year.

THIS GUIDE INCLUDES:

Meet the author: Get to know Roald Dahl and see how his childhood and family life inspired his prolific writing career. The information on this page will help you set up an author study unit for your classroom!

Celebrate a Roald Dahl Day: Host a classroom celebration in honor of Roald Dahl Month with these suggestions for students of all ages!

Bookmarks: We want students to get lost in the stories of Roald Dahl—but not *literally*. Print as many copies of these bookmarks as you need onto sturdy cardstock, distribute to students, and have them decorate their favorite characters—they'll never lose their places again!

Discussion Questions and Activity Suggestions: Don't miss these great book-specific ideas for discussion and activities to easily incorporate Roald Dahl stories into your lesson plans—all across the curriculum!

Reading Log: Give each student a copy and encourage them to fill out the log with the books they've read and their comments about them. Students will love seeing how many pages they can read in a month or a year! This page is also an easy way to track the work students complete in their literature circles during a Roald Dahl Author Study Unit.

Five Essential Elements of a Story: Use this outline and work sheet to break down the essential elements of a story with students. Additional copies can serve as brainstorming organizational tools to inspire your Roald-Dahls-in-the-making to create their own marvelously masterful tales!

Venn diagram: There's no better way to study Roald Dahl's characters, plots, settings, novels, and all-around splendor than with a Venn diagram. Make as many copies as you need and help students organize their thoughts through all of their reading adventures!

Stickers: Sticker compliments to your students for great work! Use this template to print as many stickers as you need onto Avery labels for use all year long.


Book List: Collect all the gigantuously great tales of Roald Dahl with this complete title listing, found on the back cover.



Visit www.roalddahl.com for additional activities!



Meet the splendiferous author Roald Dahl!



Roald Dahl was born in Llandaff, Wales, in 1916. His parents were Norwegian, and he was the only son of a second marriage. His father, Harald, and elder sister, Astri, died when Roald was just three, leaving his mother, Sofie, to raise two stepchildren and her own four children by herself. Young Roald loved stories and books. His mother told Roald and his sisters tales about trolls and other mythical Norwegian creatures. His father was a tremendous diary writer. Roald himself kept a secret diary from the age of eight.

Roald was thirteen when he started at Repton, a famous public school in Derbyshire, England. He excelled at sports but was deemed by his English master to be "quite incapable of marshalling his thoughts on paper." There was one huge advantage to going to Repton. The school was close to Cadbury's, one of England's most famous chocolate factories and one which regularly involved the schoolboys in testing new varieties of chocolate bars. At eighteen, rather than going to university, Roald joined the Public Schools' Exploring Society's expedition to Newfoundland. He then started to work for the Shell Company as a salesman in Dar es Salaam in Africa. At twenty-three, when World War II broke out, Roald signed up with the Royal Air Force in Nairobi, where he was accepted as a pilot officer. Eventually, he was sent home as an invalid, but transferred, in 1942, to Washington, D.C., as an air attaché.

In 1942, during his time in Washington, author C. S. Forester, who was in America to publicize the British war effort, asked Roald to describe his version of the war, which Forester would write up for *The Saturday Evening Post*. Ten days after receiving Roald's written account, Forester wrote back, "Did you know you were a writer? I haven't changed a word." The piece appeared anonymously in *The Post* in August 1942 under the title "Shot Down Over Libya."

Roald's career as a children's book author did not begin in earnest until the 1960s, after he had become a father himself (to five children!). In the meantime, he devoted himself to writing short stories for adults. Settled with his family in Great Missenden in Buckinghamshire, England, at Gipsy House, he wrote most of his unforgettable stories in a small hut at the bottom of a garden. Roald first became interested in writing children's books by making up bedtime stories for his daughters Olivia and Tessa. This was how *James and the Giant Peach* came into being. His second book was *Charlie and the Chocolate Factory*, which went on to achieve phenomenal success all over the world.

Roald Dahl passed away on November 23, 1990, at the age of seventy-four. Since his death, his books have more than maintained their popularity. Total sales of the United Kingdom editions are around 50 million, with millions more sold every year. Not bad for a man who couldn't type and always used a pencil to write!

Did you know...

Roald Dahl was born on September 13. That's why we celebrate Roald Dahl Month in September!

Visit www.roalddahl.com where you can listen to audio clips of an interview with Roald Dahl, see pictures of him growing up, and take a quiz to see how much you REALLY know!

Bookmarks

Readers easily get lost in the whimsical world of Roald Dahl, but you don't want them to *literally* get lost in their books! The bookmarks below will help students to always know where they are. Photocopy this sheet onto sturdy cardstock, and then cut along the dotted lines to make a bookmark featuring Willy Wonka, Fantastic Mr. Fox, The BFG, or Matilda. Have each student write his or her name in the space provided, color in the character, and thread wool, ribbons, or string with beads through holes punched out at the top of each bookmark.



Willy Wonka



This bookmark belongs to:

www.roalddahl.com

Illustrations © Quentin Blake



Fantastic
Mr. Fox



This bookmark belongs to:

www.roalddahl.com

Illustrations © Quentin Blake



James and the
Giant Peach



This bookmark belongs to:

www.roalddahl.com

Illustrations © Quentin Blake



Matilda



This bookmark belongs to:


www.roalddahl.com

Illustrations © Quentin Blake

Travel Across the Curriculum and Into a Fantastical-and Educational-World with the Books of Roald Dahl

Discussion Questions & Activity Suggestions






Performing Arts

Charlie and the Chocolate Factory

Discussion: Have you ever read this book or seen one of the movies? What is the difference between reading a story in book form and seeing it imagined on-screen? Which do you like better, and why? After reading, discuss the character of Charlie Bucket. Roald Dahl calls Charlie the hero of the story. Do you think Charlie is a hero? What qualities about him are heroic? Does he do anything that might question your classification of him as a hero? How is he different from the other children? Who else in the story might be considered a hero?

Activity: *Charlie and the Chocolate Factory* is one of Roald Dahl's most imaginative stories—and perhaps his best-known and beloved classic. Encourage students to get in touch with their creative sides by picking up *Charlie and the Chocolate Factory: A Play* and performing the piece for the rest of your school. If you have more students than there are parts in the play, use your Wonka-like imaginations and create additional parts!




Geography

Charlie and the Great Glass Elevator

Discussion: In the first chapter of *Charlie and the Great Glass Elevator*, the three grandparents who haven't yet met Willy Wonka don't trust him to keep them safe in the elevator. Grandma Josephine even calls him "cracked." Discuss what it means to prejudge people before you really know them, based on something you've heard about them or how they might look. Have you ever done this to someone? Why? Has it ever been done to you? How did it make you feel? What can you do to avoid passing judgment on someone before getting to know him or her? How do the grandparents' opinions of Wonka change as they get to know him?

Activity: Charlie and his family visit some pretty strange places in this book, like outer space and Minusland. Talk about traveling. Where have you always wanted to go? Research a (real) place that you've always wanted to visit. Gather facts about the destination: pictures, images of the flag (if applicable), and anything else interesting you can find. Present what you learn to the rest of the class. For a creative twist, imagine the types of magical creatures you might meet in the places you want to visit. Then, as a class, compile information about the community where you live. What might you tell someone who wanted to visit your town or school? Make a travel brochure for visitors, complete with pictures of your local area and its attractions.



Creative Writing

Danny the Champion of the World

Discussion: Discuss greed with your classmates. Who in this story is greedy? What are the consequences of each character's greed? Do you think any of them learned a valuable lesson?

Activity: Danny becomes the Champion of the World when he and his hero—his father—hatch a wild scheme to take down an enemy. If you could accomplish one thing to become the "champion of the world," what would it be? Tap into the Roald Dahl inside you and write an imaginative, adventurous story of how you become the champion of the world!



Illustrations © Quentin Blake



Math

Esio Trot

Discussion: Talk about lying. Does Mr. Hoppy lie to Mrs. Silver? Is he right or wrong? If the story were to continue, do you think he would tell Mrs. Silver the truth? Should he? Why or why not?

Activity: Mr. Hoppy has to trick Mrs. Silver by replacing “Alfie” each time, because he knows he can’t fake the measurements she is taking. Measurements are very precise and the best indication of height, weight, or length. Practice taking measurements by using a ruler or meterstick to measure different items in your classroom. Mimicking Mrs. Silver, measure your classmates’ heights and mark them all down on a growth chart. Do this on the first of each month to see who has gotten taller. Alternatively, create a “reading-growth” chart, where you add an inch for each book read by the class. Build inch-size slips of paper on top of one another to create a chart that gets taller with each book. Keep your chart taped to a wall in your classroom as an incentive to make the chart grow. When you reach a certain height, have a class celebration! The chart will measure what great readers you and your classmates are, and that’s no lie!




Conflict Resolution

Fantastic Mr. Fox

Discussion: Think about the way Mr. Fox feeds his family. Is he stealing? Why or why not? Do you think the farmers have a right to be angry with him? What would you have done if you were Boggis, Bunce, or Bean?

Activity: When people have problems with one another, sometimes they fight about the issue and other times they compromise. In small groups, brainstorm some other ways that *Fantastic Mr. Fox* might have ended. What if Mr. Fox had come out of the hole and fought with the farmers? What different compromises could the fox and the farmers have agreed on?



Science

James and the Giant Peach

Discussion: Compare and contrast the many characters in *James and the Giant Peach* using the Venn diagram on page 13 of this booklet to help you organize your thoughts. What are some differences between James and his two aunts? Are there any similarities? Imagine how the aunts might have behaved if they were on the peach instead of James. What about the Earthworm and the Centipede who appear not to get along too well? How do you think their relationship would have changed if the story continued?

Activity: There is tons of Roald Dahl magic in nature! Plant a small garden of your own in your school’s courtyard or by a window in your classroom. Whether you plant flowers, vines, or vegetables, research the growth process. How long will it take for sprouts to push up out of the soil? How big is your plant expected to be? What do you need to do to care for it? Take some additional time to research earthworms, centipedes, and grasshoppers. Where do they *really* live, if not inside a peach pit? What else can you learn about these insects?

Follow that Peach!

Help celebrate the 50th anniversary of *James and the Giant Peach* by sending a virtual peach or a paper Peach-gram to a friend. Together we can roll peaches around the world. Visit www.followthatpeach.com to learn how!






Story Analysis

Matilda

Discussion: Talk about bullies and mentors. Have you or a friend ever dealt with a bully like Miss Trunchbull? What did you do? How would you advise a friend to deal with a bully? On the other hand, do you have a mentor or someone you look up to like Miss Honey? What is special about this person? How does he or she help and inspire you?

Activity: Matilda and Mrs. Phelps agree that a good writer makes the reader feel that he or she is “right there on the spot watching it all happen.” Can you do that? Analyze *Matilda* according to the *Five Essential Elements of a Story* (found on pages 11 and 12 of this booklet). Next, use the same outline to brainstorm—and then write—your very own stories. Be as creative as possible!





Nutrition

Revolting Recipes and Even More Revolting Recipes

Discussion: Kick off a unit on health and nutrition by asking your school nurse or health specialist to read these recipes with your class. Keep a food diary for one week, tracking everything you eat and drink during that time. At the end of the week, ask your nurse or health specialist to return to your class and hold individual conferences with you and your classmates about your food choices.

Activity: Cooking and eating, of course! Make a few revolting recipes during your Roald Dahl Day celebration. Don't forget to bring in a few healthy choices to represent smart snacking!




Poetry

Revolting Rhymes

Discussion: Read aloud the six poems in *Revolting Rhymes*. How does hearing a poem aloud, instead of reading it silently to oneself, change the experience? Which do you prefer? Why? Talk about the differences in plot between the original fairy tales and these revolting versions. Come up with three additional adjectives to describe the revolting version and make a list on the blackboard, whiteboard, or chart paper. Use a thesaurus to round out your list.

Activity: Learn about the different types of poetry, like haiku, sonnets, and limericks, and use the Internet to find examples of each. Then, individually or in pairs, rewrite as a poem (revolting or not) either a universally known tale or a story you've recently read in class. Compile everyone's poems into your own classroom anthology, come up with a name for the volume, and give everyone a copy of their very own book!



Art

The Twits


Discussion: Read the descriptions of Mr. and Mrs. Twit in the beginning of *The Twits*. Discuss the characterization of these two: What do their appearances say about their personalities and lives? How does Roald Dahl's word choice help the reader to get a clear picture of the Twits' looks? Do you think you could envision what each one looks like even without the illustrations?

Activity: Roald Dahl used to cut pictures of mouths, eyes, and noses from newspapers and magazines to get ideas for new characters. Do this in the weeks leading up to your school's Roald Dahl Day. Then, during your celebration, work in groups to paste together pictures to create a new character of your own. Present these characters to the class, along with five facts about each wacky character and his or her adventures.



perform a Reader's Theater!

Reader's Theater offers students an opportunity for interpretive oral reading as they use voices, facial expressions, and hand gestures to interpret characters in stories. Assign each student a different part to play—whether actor, narrator, or part of the set crew. Then put on your show for another class, students' parents, the school principal, or whomever you celebrate with. These stories already come adapted as plays, making it easy to perform a story during your Roald Dahl Month festivities, or you can create your own!





The world of Roald Dahl Reading Log

My name is _____.

My page goal for the month of _____ is _____ pages.

Date	Book Title	Number of Pages Read	Comments	Recommend to a Friend
				<input type="checkbox"/> YES <input type="checkbox"/> NO
				<input type="checkbox"/> YES <input type="checkbox"/> NO
				<input type="checkbox"/> YES <input type="checkbox"/> NO
				<input type="checkbox"/> YES <input type="checkbox"/> NO
				<input type="checkbox"/> YES <input type="checkbox"/> NO
				<input type="checkbox"/> YES <input type="checkbox"/> NO
				<input type="checkbox"/> YES <input type="checkbox"/> NO
				<input type="checkbox"/> YES <input type="checkbox"/> NO
				<input type="checkbox"/> YES <input type="checkbox"/> NO

The Five Essential Elements of a Story

Attention ALL writers!

All stories, even Roald Dahl's wacky ones, have five basic but important elements. These five components are as follows: the characters, the setting, the plot, the conflict, and the resolution. These essential elements keep the story running smoothly and allow the action to develop in a logical way that the reader can follow.

Characters

The characters are the individuals that the story is about. The author should introduce the characters in the story with specific information so that the reader can visualize each person. This is achieved by providing detailed descriptions of a character's physical attributes and personality traits like Roald Dahl does in *Danny the Champion of the World*. Every story should have a main character. The main character determines the way the plot will develop and is usually the person who will solve the problem the story centers around. However, the other characters are also very important because they supply additional details, explanations, or actions. All characters should stay true to the author's description throughout the story so that readers can understand and believe the action that is taking place—and perhaps even predict which character may do what next.

Setting

The setting is the location of the action. An author should describe the environment or surroundings of the story in such detail that the reader feels that he or she can picture the scene. Unusual settings (such as a vast chocolate factory or a giant peach) make Roald Dahl's stories even more exciting!

Plot

The plot is the actual story around which the entire book is based. A plot should have a very clear beginning, middle, and end—with all the necessary descriptions and suspense, called exposition—so that the reader can make sense of the action and follow along from start to finish.


Conflict

Every story has a conflict to solve. The plot is centered on this conflict and the ways in which the characters attempt to resolve the problem. When the story's action becomes most exciting, right before the resolution, it is called the climax.

Resolution

The solution to the problem is the way the action is resolved. Roald Dahl often resolves a conflict by having the main character carry out some inventive plan. For example, in *Fantastic Mr. Fox*, Mr. Fox finds a way to feed his family and the other starving animals, and in *Charlie and the Chocolate Factory*, the fact that Charlie is the last child left means the day with Wonka—and Wonka's search—is over. It is important that the solution fit the rest of the story in tone and creativity and solve all parts of the conflict.

Roald Dahl always said—
Grab them by the throat with
the first sentence.



Using the Five Elements of a Story in Reading and Writing

While reading a Roald Dahl story, fill in the blanks on this sheet with the necessary elements. Once you've completed this sheet, use another copy to outline and write your own story. Remember, if you don't include all five elements, your main character may never get to a resolution!

Book Title: _____

Characters: _____

Setting: _____

Plot: _____

Conflict & Climax: _____

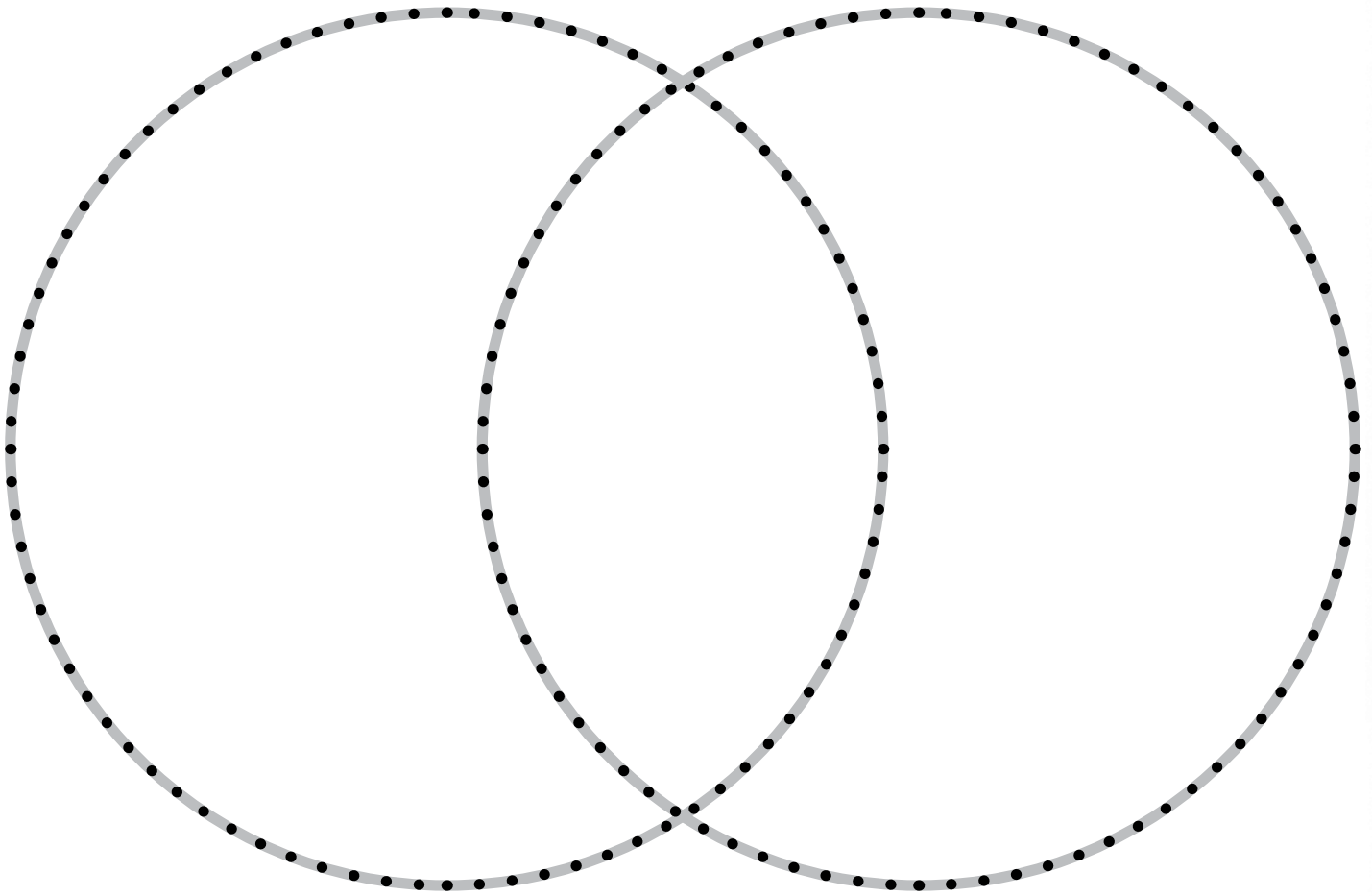
Resolution: _____



Venn diagram

Compare and Contrast the Characters of Roald Dahl


Directions: Characters don't get any kookier than they are in a Roald Dahl story! Photocopy and use the Venn diagram below to compare and contrast two characters in the same story, two characters in different stories, yourself and one character, or two individual books. The possibilities are endless! Don't forget to write who or what you're comparing on the lines below each circle.










Dahl-icious Stickers!

Directions: Pick up Avery® 5294 2 ½" round labels from a local office supply store and print out as many stickers as you need for students.



Welcome to the Scrumdiddlyumptious world of Roald Dahl

Collect all these whimsical, phizzwhizzing, magical, gloriumptious adventures!



Charlie and the Chocolate Factory

(PB) 978-0-14-241031-8 • \$6.99 • Ages 7 up

(PB) 978-0-14-240108-8 • \$6.99 • (PMC)

(PB) 978-0-14-240790-5 (A Play) • \$5.99

Charlie and the Great Glass Elevator

(PB) 978-0-14-241032-5 • \$6.99 • Ages 8 up

(PB) 978-0-14-240412-6 • \$6.99

D is for Dahl

A gloriumptious A-Z guide
to the world of Roald Dahl

(PB) 978-0-14-240934-3 • \$5.99 • Ages 7 up

Danny the Champion of the World

(PB) 978-0-14-241033-2 • \$6.99 • Ages 7 up

The Enormous Crocodile

(PB) 978-0-14-241453-8 • \$7.99 • Ages 6 up

(PB) 978-0-14-036556-6 • \$5.99

Esio Trot

(PB) 978-0-14-241382-1 • \$5.99 • Ages 8 up

Fantastic Mr. Fox

(PB) 978-0-14-241455-2 • \$5.99 • Ages 7 up

(Movie Tie-in Edition)

(PB) 978-0-14-241454-5 • \$6.99 • Ages 5 up

(Movie Tie-in Picture Book)

(PB) 978-0-14-241034-9 • \$5.99 • Ages 7 up

George's Marvelous Medicine

(PB) 978-0-14-241035-6 • \$5.99 • Ages 7 up

James and the Giant Peach

(PB) 978-0-14-241036-3 • \$6.99 • Ages 7 up

(PB) 978-0-14-037424-7 • \$6.99

(PB) 978-0-14-240791-2 (A Play) • \$5.99

The Magic Finger

(PB) 978-0-14-241385-2 • \$5.99 • Ages 8 up

Matilda

(PB) 978-0-14-241037-0 • \$6.99 • Ages 7 up

(PB) 978-0-14-240253-5 • \$6.99

The Minpins

(PB) 978-0-14-241474-3 • \$7.99 • Ages 6 up

Revolting Recipes

(PB) 978-0-14-037820-7 • \$8.99 • All Ages

Revolting Rhymes

(PB) 978-0-14-241482-8 • \$7.99 • Ages 6 up

(PB) 978-0-14-037533-6 • \$6.99

Roald Dahl's Even More Revolting Recipes

(PB) 978-0-14-250165-8 • \$7.99 • Ages 5 up

The Twits

(PB) 978-0-14-241039-4 • \$5.99 • Ages 7 up

(PB) 978-0-14-240793-6 (A Set of Plays) • \$5.99

The Umbrella Man

(PB) 978-0-14-240087-6 • \$7.99 • Ages 12 up

The Vicar of Nibbleswicke

(PB) 978-0-14-036837-6 • \$6.99 • Ages 5 up

The Wonderful Story of Henry Sugar

(PB) 978-0-14-130470-0 • \$6.99 • Ages 3 up



Illustrations © Quentin Blake