

978-0-670-06240-9 (HC) • $15.99 • Ages 2 up

It's Saturday, and Mama Llama has just a little shopping to do. Bread and pasta, socks and shoes. Is Llama Llama having a good time? NO! Before Mama Llama knows it, everything she put in the shopping card is flying out of it. Llama Llama is mad! He doesn't want to be shopping—he wants to be playing. Mama quickly calms him down, but she also realizes that they need to make shopping more fun for both of them. Parents and children are sure to recognize themselves in this fun-to-read story that they can relate to, learn from, and laugh at together.



978-0-670-05983-6 (HC) • $16.99 • Ages 2 up

A bedtime story. A good-night kiss. And Mama Llama turns off the light. But is everything all right? NO! At least, Baby Llama doesn't think so . . . And soon his whimpers turn to hollers. It's an all-out llama drama! Until Mama returns to set things right. In this infectious rhyming read-aloud, children will relate to Baby Llama's need for comfort, as much as adults will appreciate Mama Llama's reassuring message.



978-0-670-06198-3 (HC) • $16.99 • Ages 2 up

Time to get up, get dressed, and get going, because it is Llama Llama's first day of school! Meet the teachers. Find new friends. But wait . . . where is Mama Llama going? It's too much for little Llama . . . Llama Llama misses Mama! All school-aged children will relate to Llama Llama in this sweet and satisfying story. With repeated readings, the llama llamas in your life will learn the same thing little Llama does—that school can be fun!

anna dewdney is the creator of the beloved *Llama Llama Red Pajama*, the New York Times bestseller *Llama Llama Mad at Mama*, and the utterly charming *Llama Llama Misses Mama*. She is also the author and illustrator of *Grumpy Gloria* and *Nobunny's Perfect*. Anna lives and works in her very old house in Vermont. **Please visit her at www.annadewdney.com.**

visit www.annadewdney.com to download FREE printable activity pages including coloring sheets, connect-the-dots, a maze, and a word search!

also available



978-0-670-06288-1 (HC) • $12.99 • Ages 2 up



978-0-670-06123-5 (HC) • $15.99 • Ages 2 up

Illustrations © Anna Dewdney

VIKING CHILDREN'S BOOKS • A division of Penguin Young Readers Group
www.penguin.com/teachersandlibrarians • www.annadewdney.com

curriculum connections

Teaching Suggestions & Classroom Activities







Illustrations © Anna Dewdney

VIKING CHILDREN'S BOOKS • A division of Penguin Young Readers Group
www.penguin.com/teachersandlibrarians • www.annadewdney.com

reading comprehension & active thinking

Students can benefit from opportunities to listen to and discuss books read aloud to them by adults. During a read-aloud, teachers should model thinking strategies and skills to enhance students' comprehension of the story. Modeling and guided practice during such activities will provide students with the tools needed to deepen comprehension when reading independently. Try your hand at incorporating some of the thinking strategies listed below into your daily lesson plans and use them to guide your read-aloud and teaching techniques.

- Ask your readers to make predictions about the text. They should focus on the characters' feelings, events in the plot, and problem/solution situation.
- Readers can become involved in the story by visualizing the scenes that take place throughout the book. Ask students to draw their own versions of the story action before seeing the real illustrations.
- Guide your students in formulating questions about specific characters or events in the text. Read on to answer their questions by.
- Readers should try to infer or draw conclusions about characters' feelings or actions as you read the text aloud.

ELEMENTARY CHARACTER ANALYSIS
Values & Decision Making

Explain the concepts of values and personalities to your students. Ask students to think about things they personally value: their families, friends, toys, etc. Get to know Llama Llama by reading *Llama Llama Red Pajama*, *Llama Llama Mad at Mama*, and *Llama Llama Misses Mama* out loud to your class. Use the text and pictures in each book to find examples of Llama's values and personality traits. As a class, make a list of Llama's favorite things and words that describe his personality. Do the same for Mama Llama. Compare and contrast your lists. How are your students similar to and different from little Llama? Hand out a Venn diagram worksheet that students can use to record their thoughts about themselves on one side, thoughts about Llama on the other, and the things they have in common in the middle. Little Llama grows older with each book. Read the books in order and discuss how he changes. What does he learn at the end of each story?

MAKING CONNECTIONS
To Real Life Through Text & Pictures

The Llama Llama books offer excellent opportunities to guide students in making meaningful connections to pictures or to a part of a story that reminds them of something that has happened in their own lives. Focus on the experiences of bedtime, shopping, missing a parent figure, the first day of school, and trying new things. Ask your students to share experiences they may have had that are similar to what Llama experiences in the books.

classroom activities, teaching suggestions, & questions for discussion

Llama Llama Red Pajama, *Llama Llama Mad at Mama*, and *Llama Llama Misses Mama* lend themselves to many areas of study and can be easily incorporated into classroom lesson plans. Use the questions and activities below to encourage the application of critical thinking strategies and skills and to foster a deeper connection for students with the text, illustrations, and story. The Llama Llama books are wonderful tools that can be used to promote social and emotional learning and development.

LANGUAGE

- How many of your students know what a llama is? Have they even seen real llamas at the zoo, in books or on TV? Look up llama in the dictionary and the encyclopedia to learn a little about how the animal acts in real life. Do the llamas in Anna Dewdney's books act the same way as real llamas? How or how not? Can your students think of other books they've read with animals that act like humans?
- Select vocabulary words from each of the three books that might be unfamiliar to your students, such as *hum*, *fret*, *whimper*, *drama*, *fuss*, *pout*, *weeping*, *tizzy*, *patient*, or *snuggle*. Write the words on the board and describe their meanings. Ask the children to try using one of the new words in a sentence of their own or invite students to act them out.
- All three Llama Llama books are written in rhyme. Explain to your students what rhyming words and poetry are. Give examples of places where rhymes are used, such as songs ("Twinkle Twinkle Little Star") or other books. Ask them to identify which words rhyme with which throughout the Llama Lama stories. Then challenge students to write their own four-line verse.

ROLE PLAYING

- All three Llama Llama books are filled with fantastic action words! Assign specific action sequences to groups of students in your classroom. For example, "stomps and pouts" or "jumps and shouts" or "hums a tune." Then host an interactive read-aloud! Read each story to your class, pausing at the action sequences for students to stand and act out the motions of the words.

EMOTIONAL LEARNING

- Little Llama experiences a very wide range of emotions throughout his three books! Talk with your class about basic emotions, such as happiness, sadness, fear, loneliness, surprise, anger, boredom, and love. Ask your students to share examples of times when they might feel a certain emotion. Call out an emotion and ask students to make a face that represents that particular feeling. Or make a face yourself and ask them to call out the corresponding emotion. As you read the books, have your students identify the feelings Llama Llama experiences based on the faces he makes.
- Did your students notice that little Llama always carries a stuffed llama with him? Why do they think he does this? Ask your students to each think of something they love that makes them feel safe. Invite them to draw a picture of the item and to share with a partner why they chose that specific thing. They can even bring their items in for show-and-tell!

ARTS & CRAFTS

- Embarking on new adventures—such as going to school for the first time or joining a new classroom—can be challenging for young children. Make assimilating into your classroom community a comfortable transition by helping your students get to know one another—and you! Provide a name tags for the children and ask them to decorate them with illustrations of their favorite places, foods, hobbies, etc. Then have them walk around the room and share their drawings with their classmates and see who has things in common with them.
- After story time with a book about little Llama, ask your students to draw a picture of their favorite scene from the story. Ask them to share why they picked the part they did. Did they relate to it in a special way? Did it make them laugh?

SHARED WRITING

- Show your students all three books in the Llama Llama series. Explain what a series is and how the same characters—as well as new ones!—appear in each of the books about Llama. After you've read the books to your class, invite your students to brainstorm about what Llama Llama's next adventure should be. As your students call out suggestions, record them on the board or on large chart paper. Select one or two ideas from the list and write a paragraph or two as a group detailing what happens to little Llama in your class's new story. Or record your students' ideas in a letter to Anna! Send it to her at:

Anna Dewdney, C/O Viking Children's Books
Penguin Young Readers Group
345 Hudson Street, 15th Floor, New York, NY 10014